

69°

68°


71°

70°

73°

MULTI ZONE SERIES

Product Catalog





First edition: **October, 2023**
Version: **1**
All right reserved.

DISCLAIMER

All rights reserved. This catalog may not be reproduced or transmitted in whole or in part in any form or by any means, electronic, mechanical, photocopy or recording, without the written permission from Everwell.

TABLE OF CONTENTS

OVERVIEW

Units	1
Combinations	2
Combination Table	4

SPECIFICATIONS

Spec Sheets	5	Hyper Heat	16
Condenser Features	5	Combination Table	18
Condenser Specs	6-7	Selection Chart	19
Highwall Assmebly	8	Condenser	20
High Wall Specs	9	High Wall	22
Floor Ceiling	10	Floor-Ceiling	23
Fan Coil	11	Fan Coil	24
4-Way Cassette	12	4-Way Cassette	25
1-Way Cassette	13	1-Way Cassette	26
Air Handler	14	Air Handler	27
Controls	15	Quick Specs	28-31

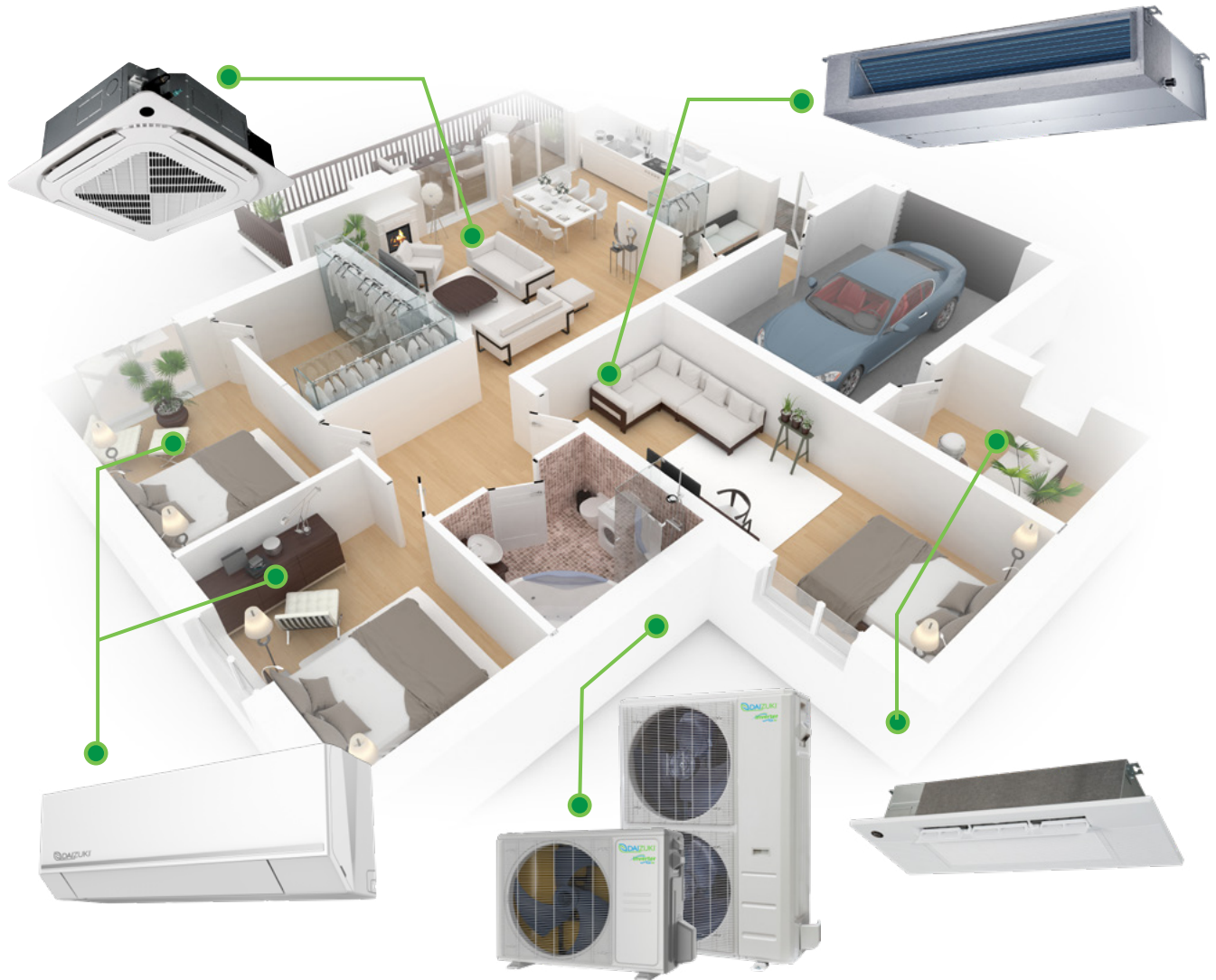
ADVANTAGES OF A FLEX-MOUNT MULTI ZONE SYSTEM

A Multi Zone system, also known as a Flex-Mount HVAC (Heating, Ventilation, and Air Conditioning) system, allows you to control the temperature in different rooms or areas of your house independently.

Each room or zone has its own thermostat and unit, which provides more precise temperature control and customization options.

The ability to customize the temperature in each room is especially beneficial for bedrooms. People often have different temperature preferences when it comes to their sleeping environment.

With a multi zone system, individuals can set the desired temperature specifically for their bedrooms, ensuring optimal comfort during sleep.



This customization feature also offers advantages in other areas of the house. For example, if you have a home office or a living room that receives a lot of sunlight, you can adjust the temperature accordingly to maintain a comfortable working or living environment.

Overall, a multi zone system provides better temperature control and accuracy throughout your house, allowing you to tailor the climate to your specific needs in each room or area.

DAIZUKI® FLEX-MOUNT MULTI ZONE

DXFM Series
Outdoor Unit



DXMH Series
High Wall Unit



DXCC Series
Ceiling Cassette Unit




DXFC Series
Floor-Ceiling Unit



DX1C Series
1-Way Ceiling Cassette Unit



DXFU Series
Fan Coil Unit



DXAH Series
Air Handler Unit



2 DUAL ZONE

DXFM-1823-2Z
9,000-12,000 BTU/h



3 TRI ZONE

DXFM-2723-3Z
9,000-18,000 BTU/h



Over 246 possible combinations

Connect up to 5 zones with six different indoor units

- | | |
|--|------------------------------------|
| Innovative inverter technology | Easy connect self-diagnose |
| Highly efficient and expandable system | Optional Wi-Fi function |
| Wide selection of indoor units | Low ambient environment -13°F |
| Ductless or ducted indoor units | Precise & fast cooling and heating |
| Individually controlled zones | |

Available Indoor Units:

- High Wall Mount
- Floor/Ceiling
- 4way Cassette
- Fan Coil
- 1way Cassette
- Air Handler

4 QUAD ZONE

DXFM-3623-4Z
9,000-24,000 BTU/h



5 FIVE ZONE

DXFM-4823-5Z
9,000-24,000 BTU/h



COMBINATION TABLE

DUAL ZONE CONDENSER

DXFM-1823-2Z

Two Units
9+9
9+12
12+12

TRI ZONE CONDENSER

DXFM-2723-3Z

Two Units		Three Units	
9+9	12+12	9+9+9	9+12+12
9+12	12+18	9+9+12	12+12+12
9+18	18+18	9+9+18	

QUAD ZONE CONDENSER

DXFM-3623-4Z

Two Units		Three Units			Four Units	
9+18	12+24	9+9+9	9+12+12	12+12+12	9+9+9+9	9+9+12+18
9+24	18+18	9+9+12	9+12+18	12+12+18	9+9+9+12	9+12+12+12
12+12	18+24	9+9+18	9+12+24	12+12+24	9+9+9+18	12+12+12+12
12+18	24+24	9+9+24	9+18+18	12+18+18	9+9+12+12	

FIVE ZONE CONDENSER DXFM-4823-5Z

(Minimum of 2 indoor units must be installed) (Only one AHU allowed per combination)

Two Units		Three Units			Four Units			Five Units	
9+24	18+18	9+9+18	9+18+18	12+12+30	9+9+9+9	9+9+12+24	9+12+12+30	9+9+9+9+9	9+9+9+12+24
9+30	18+24	9+9+24	9+18+24	12+12+36	9+9+9+12	9+9+12+30	9+12+18+18	9+9+9+9+12	9+9+12+12+12
9+36	18+30	9+9+30	9+18+30	12+18+18	9+9+9+18	9+9+18+18	9+12+18+24	9+9+9+9+18	9+9+12+12+18
12+24	18+36	9+9+36	9+18+36	12+18+24	9+9+9+24	9+9+18+24	12+12+12+12	9+9+9+9+24	9+12+12+12+12
12+30	24+30	9+12+12	9+24+24	12+18+30	9+9+9+30	9+12+12+12	12+12+12+18	9+9+9+12+12	12+12+12+12+12
12+36	24+36	9+12+18	9+24+30	12+24+24	9+9+9+36	9+12+12+18	12+12+12+24	9+9+9+12+18	
	30+30	9+12+24	12+12+12	18+18+18	9+9+12+12	9+12+12+24	12+12+18+18		
		9+12+30	12+12+18	18+18+24	9+9+12+18				
		9+12+36	12+12+24						

FIVE ZONE CONDENSER DXFM-6023-5Z

(Minimum of 2 indoor units must be installed) (Only one AHU allowed per combination)

Two Units		Three Units			Four Units			Five Units	
9+30	18+24	9+9+18	9+18+36	12+18+30	9+9+18+36	12+12+12+12	12+12+18+18	9+9+9+9+9	9+9+12+12+18
9+36	18+30	9+9+24	9+24+24	12+18+36	9+12+12+12	12+12+12+18	12+12+18+24	9+9+9+9+12	9+9+12+12+24
12+24	18+36	9+9+30	9+24+30	12+24+24	9+12+12+18	12+12+12+24	12+12+18+30	9+9+9+9+18	9+9+12+12+30
12+30	24+30	9+9+36	9+24+36	12+24+36	9+12+12+24	12+12+12+30	12+18+18+18	9+9+9+9+24	9+12+12+12+12
12+36	24+36	9+12+18	12+12+12	18+18+18	9+12+12+30	12+12+12+36	12+18+18+24	9+9+9+9+30	9+12+12+12+18
18+18	30+30	9+12+24	12+12+18	18+18+24	9+12+12+36	12+12+18+18	18+18+18+18	9+9+9+9+36	9+12+12+12+24
	30+36	9+12+30	12+12+24	18+18+30	9+12+18+18	12+12+18+24		9+9+9+12+12	12+12+12+12+12
		9+12+36	12+12+30	18+18+36	9+12+18+24	12+12+18+30		9+9+9+12+18	12+12+12+12+18
		9+18+18	12+12+36	18+24+24	9+12+18+30	12+12+18+36		9+9+9+12+24	12+12+12+12+24
		9+18+24	12+18+18	18+24+30				9+9+9+12+30	12+12+12+18+18
		9+18+30	12+18+24	24+24+24				9+9+12+12+12	

Properly sizing both the outdoor and indoor units ensures that the HVAC system operates efficiently, maintains comfort conditions in each zone, and prevents overloading the outdoor unit. Operational demand of all combined indoor units BTU output should not exceed the BTU rating of the outdoor unit.

(Only one AHU allowed per combination)

Flex-Mount Multi Zone Efficiency Chart	Outdoor Unit	Non Ducted/Ducted	SEER2	EER2	HSPF2-4	HSPF2-5	
	DXFM-1823-2Z	Non Ducted		22.90	13.90	10.50	8.00
		Ducted		19.00	12.00	9.80	7.60
		Mix		20.95	12.95	10.15	7.80
	DXFM-2723-3Z	Non Ducted		24.60	12.70	9.30	7.10
		Ducted		21.00	11.50	9.20	7.00
		Mix		22.80	12.10	9.25	7.05
	DXFM-3623-4Z	Non Ducted		23.90	11.70	9.30	7.10
		Ducted		20.00	11.00	9.20	7.00
		Mix		21.95	11.35	9.25	7.05
DXFM-4823-5Z	Non Ducted		23.40	12.50	8.70	6.80	
	Ducted		20.50	10.80	9.70	7.00	
	Mix		21.95	11.65	9.20	7.00	
DXFM-6023-5Z	Non Ducted		21.30	10.50	9.10	6.80	
	Ducted		19.00	10.50	8.60	6.00	
	Mix		20.15	10.50	8.85	6.60	

NOTE: If the total indoor units load exceeds the nominal capacity of the outdoor unit, the practical output capacity of each indoor unit will be correspondingly attenuated. This situation is most evident during heating mode.

FLEX-MOUNT MULTI ZONE

DXFM Series

Flex-Mount Outdoor Models

Diamond-Edged and T-Shaped Design

The Diamond-edged Casing, Archimedes' screw-shaped air outlet and T-Shaped top cover together keep rain or sand away from the unit, ensuring stable operation of the interior.



Water and Fireproof Sealed E-box

The E-box is sealed with water & fireproof metal plate material and double-slot-tight buckles which serve as protection against rain or humidity and precaution for any possible leakage.



CONDENSER FEATURES



DC Inverter Compressor



DC Fan Motor



Anti-Cold Air Function



Low Outdoor Ambient Temperature Operation -13°F



Diamond Edged And T-Shaped Top Cover Design



Water And Fireproof Sealed E-Box



Intelligent Auto-Defrost Technology



Auto Restart



Refrigerant Leak Detection Sensor



Self-Diagnostic Programming



High Efficiency Heat Exchange Design



Built In Base Pan Heater



Gold Fin Hydrophilic Coating Treatment



Easy Maintenance



DXFM Series

Flex-Mount Non-Ducted - Outdoor Models
Heat Pump



Indoor Model No.		NON DUCT	NON DUCT	NON DUCT	NON DUCT	NON DUCT	
Outdoor Unit Model		DXFM-1823-2Z	DXFM-2723-3Z	DXFM-3623-4Z	DXFM-4823-5Z	DXFM-6023-5Z	
AHRI Certificate Number		133407244617564048	133407271965019712	133407245976835175	133407252502393423		
Power Supply	Rated	V/Ph/Hz	208-230/1/60	208-230/1/60	208-230/1/60	208-230/1/60	
	Voltage Range	V	187-253	187-253	187-253	187-253	
Cooling	Capacity	Btu/h	18000(5650~22000)	28000(9838~30438)	36000(8209~40555)	48000(19000~50000)	55000(19000-57300)
	Input	W	1355	2240	3125	3840	5238
	Rated Current	A	6.2	11	13.6	16.8	23.5
	EER2	Btu/W	13.90	12.70	11.70	12.50	10.50
	SEER2		22.90	24.60	23.90	23.40	21.30
Heating at 47°F	Capacity	Btu/h	19000(5050~24400)	28000(8218~31000)	37000(8008~44632)	48000(12500~52000)	55000(12500-60000)
	Input	W	1420	2200	3000	3910	5000
	Rated current	A	6.3	10.5	13.0	17.1	22.5
	COP	W/W	3.92	3.73	3.61	3.6	3.2
	HSPF2-4	Btu/W	10.50	9.50	9.50	8.70	9.10
HSPF2-5	8.00		7.10	7.10	6.80	6.80	
Heating at 5°F	Rated Capacity	Btu/h	12600	15500	23959	27000	33000
	COP	W/W	2.00	1.75	1.75	1.65	1.8
Input Current Power Conv. Equip (Outdoor Unit)		A	13.0	19.0	20.5	26.0	
Minimum Circuit Ampacity (Outdoor Unit)		A	18.0	24.5	25.0	40.0	40
Max. Fuse (Outdoor Unit)		A	25.0	30.0	40.0	60.0	60
Outdoor Air Flow		CFM	1764.71	2129.41	2147.06	4500.00	4500
Outdoor Noise Level		dB(A)	58.5	61	63	64	62
Throttle Type			Capillary +EXV	Capillary +EXV	Capillary +EXV	Capillary +EXV	Capillary +EXV
Outdoor Unit	Dimension (WxDxH)	in	35.04x13.46x26.50	37.24x16.14x31.89	37.24x16.14x31.89	37.48x16.34x52.48	37.48x16.34x52.48
	Packing (WxDxH)	in	39.17x15.67x29.13	42.91x19.69x34.84	42.91x19.69x34.84	43.11x19.49x58.27	43.11x19.49x58.27
	Net/Gross Weight	lb	100.31/108.69	139.77/150.57	169.09/181.44	225.53/256.62	224.21/257.28
	Type/Charged	oz	R410A/65.26	R410A/91.7	R410A/134.04	R410A/162	R410A/162.26
Refrigerant Precharge		ft	49	74	98	123	123
		oz	0.161	0.161	0.161	0.161	0.161
Additional Charge For Each ft		oz	0.322	0.322	0.322	0.322	0.322
Design Pressure		PSIG	550/340	550/340	550/340	550/340	550/340
Refrig. Piping	Liquid Side	in	2 x 1/4"	3 x 1/4"	4 x 1/4"	5 x 1/4"	5 x 1/4"
	Gas Side	in	2 x 3/8"	3 x 3/8"	3 x 3/8" + 1 x 1/2"	3 x 3/8" + 2 x 1/2"	3 x 3/8" + 2 x 1/2"
	Max. Length All Rooms	ft	131	197	262	262	262.46
	Max. One Indoor Unit	ft	82	98	115	115	114.83
	H. Diff. In/Out Door	ft	49	49	49	49	49.21
H. Diff. Indoor Units	ft	33	33	33	33	33	
Connection Wiring			16AWG*4 Stranded, Unshielded				
Outdoor Ambient	Cooling	°F	-13~122	-13~122	-13~122	-13~122	-13~122
	Heating	°F	-13~86	-13~86	-13~86	-13~86	-13~75



DXFM Series

Flex-Mount Ducted - Outdoor Models
Heat Pump

Indoor Model No.			DUCTED	DUCTED	DUCTED	DUCTED	DUCTED
Outdoor Unit Model			DXFM-1823-2Z	DXFM-2723-3Z	DXFM-3623-4Z	DXFM-4823-5Z	DXFM-6023-5Z
AHRI Certificate Number			133407244840226092	133407245536190178	133407251665181574	133407252646931632	
Power Supply	Rated	V/Ph/Hz	208-230/1/60	208-230/1/60	208-230/1/60	208-230/1/60	208-230/1/60
	Voltage Range	V	187-253	187-253	187-253	187-253	187-253
Cooling	Capacity	Btu/h	18000(3850~22400)	28000(9277~30776)	36000(8789~40288)	48000(19400~51000)	55000(19400-57100)
	Input	W	1498	2485	3400	4850	5238
	Rated Current	A	6.7	11.5	14.8	21.5	24
	EER2	Btu/W	12.00	11.50	11.00	10.80	10.50
	SEER2		19.00	21.00	20.00	20.50	19.00
Heating at 47°F	Capacity	Btu/h	19000(5050~24400)	28000(8388~28869)	37000(6900~46624)	50000(15500~56000)	55000(15500-61600)
	Input	W	1465	2245	3012	4100	4783
	Rated Current	A	6.5	10.5	13.0	18.2	22
	COP	W/W	3.8	3.66	3.60	3.57	3
	HSPF2-4	Btu/W	9.80	9.20	9.20	9.70	8.60
HSPF2-5	7.60		7.00	7.00	7.20	6.40	
Heating at 5°F	Rated Capacity	Btu/h	13300	18700	24000	33000	34600
	COP	W/W	2.00	2.00	1.68	1.70	2.00
Input Current Power Conv. Equip (Outdoor Unit)		A	13.0	19.0	20.5	26.0	
Minimum Circuit Ampacity (Outdoor Unit)		A	18.0	24.5	25.0	40.0	40
Max. Fuse (Outdoor Unit)		A	25.0	30.0	40.0	60.0	60
Outdoor Air Flow		CFM	1764.71	2129.41	2147.06	4500.00	4500
Outdoor Noise Level		dB(A)	58.5	61	63	64	62
Throttle Type			Capillary +EXV	Capillary +EXV	Capillary +EXV	Capillary +EXV	Capillary +EXV
Outdoor Unit	Dimension (WxDxH)	in	35.04x13.46x26.50	37.24x16.14x31.89	37.24x16.14x31.89	37.48x16.34x52.48	37.48x16.34x52.48
	Packing (WxDxH)	in	39.17x15.67x29.13	42.91x19.69x34.84	42.91x19.69x34.84	43.11x19.49x58.27	43.11x19.49x58.27
	Net/Gross Weight	lb	100.31/108.69	139.77/150.57	169.09/181.44	225.53/256.62	224.21/257.28
	Type/Charged	oz	R410A/65.26	R410A/91.7	R410A/134.04	R410A/162	R410A/162.26
Refrigerant Precharge		ft	49	74	98	123	123
		oz	0.161	0.161	0.161	0.161	0.161
Additional Charge For Each ft		oz	0.322	0.322	0.322	0.322	0.322
Design Pressure		PSIG	550/340	550/340	550/340	550/340	550/340
Refrig. Piping	Liquid Side	in	2 x 1/4"	3 x 1/4"	4 x 1/4"	5 x 1/4"	5 x 1/4"
	Gas Side	in	2 x 3/8"	3 x 3/8"	3 x 3/8" + 1 x 1/2"	3 x 3/8" + 2 x 1/2"	3 x 3/8" + 2 x 1/2"
	Max. Length All Rooms	ft	131	197	262	262	262.46
	Max. One Indoor Unit	ft	82	98	115	115	114.83
	H. Diff. In/Out Door	ft	49	49	49	49	49.21
H. Diff. Indoor Units	ft	33	33	33	33	33	
Connection Wiring			16AWG*4 Stranded, Unshielded				
Outdoor Ambient	Cooling	°F	-13~-122	-13~-122	-13~-122	-13~-122	-13~-122
	Heating	°F	-13~-86	-13~-86	-13~-86	-13~-86	-13~-75

New DXMH Universal Indoor Unit

Flex-Mount Indoor High Wall

**3 FAST STEPS
TO DISASSEMBLE**

Open Front Cover

Open Snaps
Remove Screws

Remove Bottom Cover

Open E-Box

Disconnect the fan and vertical
louver motor terminals and drain line

Snap open bottom latches, fan and indoor motor assembly

- Easy and fast to disassemble
- Allowing for easy maintenance



DXMH Series

High Wall Indoor Unit

HIGH WALL FEATURES



-  Auto Swing For Vertical And Horizontal Airflow Direction
-  Fully Modulating 12 Speed Indoor Fan
-  Quick And Easy Blower Removal For Easy Maintenance
-  Wi-Fi Ready
-  High Density Hygienic Air Filter Adheres Magnetically To The Unit
-  Follow Me Temperature Control
-  Intelligent Sleep Function
-  Anti-Cold Air Function
-  Auto Defrost
-  Auto Restart
-  Turbo Mode
-  Mute Operation
-  Self-Diagnostic Programming
-  Gold Fin Hydrophilic Coating Treatment
-  Optional Wired Wall Control


















Indoor Unit Model			DXMH09E426-25	DXMH12E426-22	DXMH18E426-20	DXMH24E426-20
Power Supply	Rated	V/Ph/Hz	208-230/1/60	208-230/1/60	208-230/1/60	208-230/1/60
	Voltage Range	V	187-253	187-253	187-253	187-253
Cooling	Rated Capacity	Btu/h	9000 (2500~11900)	12000 (3600~13300)	18000 (2000~19300)	24000 (9200~26800)
Heating at 47°F	Rated Capacity	Btu/h	10000 (3400~13000)	12000 (4500~13500)	19000 (6200~21000)	25000 (10350~27000)
Minimum Circuit Ampacity (Indoor Unit)		A	3.0	3.0	3.0	3.0
Max. Fuse (Indoor Unit)		A	15.0	15.0	15.0	15.0
Indoor Air Flow (Hi/Mi/Lo)		CFM	335.29/ 229.41/176.47	335.29/ 229.41/176.47	523.53/ 376.47/305.88	611.18/ 414.12/318.82
Indoor Noise Level (Hi/Mi/Lo)		dB(A)	38/34/23	36/33.5/22.5	46.5/43/32.5	44/39.5/34
Thermostat Type	Wireless Remote Controller		Standard	Standard	Standard	Standard
	Wired/Programable Controller/Wifi		Optional	Optional	Optional	Optional
Indoor Unit	Dimension (WxDxH)	in	33.39x9.06x11.69	33.39x9.06x11.69	40.04x9.53x12.56	46.85x10.96x14.57
	Packing (WxDxH)	in	36.22x14.57x12.32	36.22x14.57x12.32	43.11x15.75x12.91	50.39x17.91x14.17
	Net/Gross Weight	lb	25.35/30.64	25.57/30.86	28.66/37.48	48.50/59.30
Refrig. Piping	Liquid Side/Gas Side	in	1/4" / 3/8"	1/4" / 1/2"	1/4" / 1/2"	3/8" / 5/8"
Temperature Operation Range	Cooling	°F	60~90	60~90	60~90	60~90
	Heating	°F	32~86	32~86	32~86	32~86
Ambient Temperature	Cooling	°F	-13~122	-13~122	-13~122	-13~122
	Heating	°F	-13~75	-13~75	-13~75	-13~75

DXFC Series

Flex-Mount Indoor Floor-Ceiling



FLOOR-CEILING FEATURES


-  Slim Compact Design
-  24-Hour Timer
-  Ideal For Perimeter Cooling And Heating
-  Turbo Mode
-  Optimized Air Blower For Quiet Operation
-  Alarm System Port
-  Low Amp DC Motor
-  Two-Way Condensate Draining
-  Quiet Operation
-  Wireless Controller (Standard)
-  Automatic Restart
-  Wired Wall Controller (Optional)
-  Sleep Mode
-  Wi-Fi Controller (Optional)
-  Auto Swing
-  Built-In Drain Pump, With Easy Access For Maintenance
-  Fresh Air Intake

Indoor Unit Model			DXFC18E426-20	DXFC24E426-20
Power Supply	Rated	V/Ph/Hz	208-230/1/60	208-230/1/60
	Voltage Range	V	187-253	187-253
Cooling	Rated Capacity	Btu/h	18000(6200~18000)	24000(7700~25500)
Heating at 47°F	Rated Capacity	Btu/h	20000(8100~20000)	24000(11600~30900)
Minimum Circuit Ampacity (Indoor Unit)		A	1.9	2.5
Max. Fuse (Indoor Unit)		A	15.0	15.0
Indoor Air Flow (Hi/Mi/Lo)		CFM	548.24/485.29/420.59	758.82/708.24/598.24
Indoor Noise Level (Hi/Mi/Lo)		dB(A)	45.5/43/39	51/47/42
Indoor Unit	Dimension (WxDxH)	in	42.05x26.57x9.25	42.05x26.57x9.25
	Packing (WxDxH)	in	45.08x29.72x12.52	45.08x29.72x12.52
	Net/Gross Weight	lb	57.10/68.34	60.63/72.09
Refrigerant Piping	Liquid Side/Gas Side	in	1/4" / 1/2"	3/8" / 5/8"
Connection Wiring			16AWG*4 Stranded, Unshielded	
Thermostat Type	Wireless Remote Control		Standard	Standard
	Wired/Programmable Wired		Optional	Optional
	WiFi		Optional	Optional
Room Temp.	Cooling	°F	60~90	60~90
	Heating	°F	32~86	32~86

DXFU Series

Flex-Mount Indoor Fan Coil

FAN COIL FEATURES



Slim And Compact Design



Widest Static Pressure Ranges From 30pa Up To 160pa



Flexible Installation Horizontal Or Vertical



Rear Or Bottom Flow Return



Built-In Drain Pump



Fresh Air Intake



Auto Restart



Quiet Operation Down To 27 Db(A)



Gold Fin Hydrophilic Coating Treatment



Easy Maintenance

Indoor Unit Model			DXFU09E426-20	DXFU12E426-21	DXFU18E426-19	DXFU24E426-21
Power Supply	Rated	V/Ph/Hz	208-230/1/60	208-230/1/60	208-230/1/60	208-230/1/60
	Voltage Range	V	187-253	187-253	187-253	187-253
Cooling	Rated Capacity	Btu/h	9000(2220~11600)	12000(2100~13450)	18000(5800~18000)	24000(6100~28200)
Heating at 47°F	Rated Capacity	Btu/h	10000(2240~13350)	12000(1900~15000)	20000(5000~20000)	24600(11700~33000)
Minimum Circuit Ampacity (Indoor Unit)		A	3.0	3.0	3.0	3.0
Indoor Air Flow (Hi/Mi/Lo)		CFM	352.94/282.35/176.47	352.94/282.35/176.47	529.41/450.00/370.59	775.47/693.06/434.88
Indoor Noise Level (Hi/Mi/Lo)		dB(A)	33.5/28.5/27	38/34.5/31	40/37.5/35	44/41/37
Thermostat Type	Wireless Remote Control		Optional	Optional	Optional	Optional
	WiFi		Optional	Optional	Optional	Optional
External Static Pressure (ESP)	Rated	Pa	25	25	25	25
		In. wc.	0.1	0.1	0.1	0.1
	Range	Pa	0-40	0-40	0-100	0-160
		In. wc.	0-0.16	0-0.16	0-0.40	0-0.64
Indoor Unit	Dimension (WxDxH)	in	27.56x17.72x7.87	27.56x17.72x7.87	34.65x28.53x8.27	43x30x10
	Packing (WxDxH)	in	33.86x21.26x10.83	33.86x21.26x10.83	42.13x28.53x10.63	51x32x12
	Net/Gross Weight	lb	37.5/48.3	37.5/48.3	54/66	87/103
Refrig. Pipping	Liquid Gas Side	in	1/4" / 3/8"	1/4" / 1/2"	1/4" / 1/2"	3/8" / 5/8"
Temperature Operation Range	Cooling	°F	60~90	60~90	60~90	60~90
	Heating	°F	32~86	32~86	32~86	32~86
Ambient Temperature	Cooling	°F	-13~122	-13~122	-13~122	-13~122
	Heating	°F	-13~75	-13~75	-13~75	-13~75

DXCC Series

Flex-Mount Indoor Four-Way Cassette

4-WAY CEILING CASSETTE FEATURES



New Super Slim Compact Design



Optimized Air Blower For Quiet Operation



360° Round Air Flow



External Duct Support



Fresh Air Intake



Low Amp DC Motor



Built-In Drain Pump, With Easy Access For Maintenance



Auto Restart



Quiet Operation Down To 27 Db(A)



Gold Fin Hydrophilic Coating Treatment



Fireproof Electrical Box



Wireless Controller (Standard)



Wired Wall Controller (Optional)



Easy Maintenance















Indoor Unit Model			DXCC09E426-20	DXCC12E426-21	DXCC18E426-20	DXCC24E426-20
Power Supply	Rated	V/Ph/Hz	208-230/1/60	208-230/1/60	208-230/1/60	208-230/1/60
	Voltage Range	V	187-253	187-253	187-253	187-253
Cooling	Rated Capacity	Btu/h	9000(2970~10500)	12000(2800~14100)	16000(5600~16000)	24000(8130~26272)
Heating at 47 °F	Rated Capacity	Btu/h	10000(2230~11650)	12000(1950~14600)	18500(7700~18500)	25000(10650~30000)
Minimum Circuit Ampacity (Indoor Unit)		A	3.0	3.0	1.9	2.5
Max. Fuse (Indoor Unit)		A	15.0	15.0	15.0	15.0
Indoor Air Flow (Hi/Mi/Lo)		m3/h	600/520/460	644/525/443	956/825/746	1200/1080/930
Indoor Air Flow (Hi/Mi/Lo)		CFM	352.94/305.88/270.59	379/309/261	562.35/485.29/438.82	706/635/547
Indoor Noise Level (Hi/Mi/Lo)		dB(A)	39.5/36/32.5	40.5/35.5/31.5	43.5/38.5/35.5	49/46/43
Indoor Unit	Dimension (WxDxH)	in	22.44x22.44x10.24	22.44x22.44x10.24	22.44x22.44x10.24	32.68x32.68x8.07
	Packing (WxDxH)	in	26.06x26.06x12.48	26.06x26.06x12.48	26.06x26.06x12.48	35.83x35.83x9.84
	Net/Gross Weight	lb	31.97/38.14	35.27/41.01	35.71/46.96	47.18/55.34
Panel	Dimension (WxDxH)	in	25.47x25.47x1.97	25.47x25.47x1.97	25.47x25.47x1.97	37.40x37.40x2.17
	Packing (WxDxH)	in	28.15x28.15x4.84	28.15x28.15x4.84	28.15x28.15x4.84	40.75x40.75x3.54
	Net/Gross Weight	lb	5.52/9.92	5.52/9.92	5.52/9.92	13.23/19.84
Refrig. Piping	Liquid Side/Gas Side	in	1/4" / 3/8"	1/4" / 1/2"	1/4" / 1/2"	3/8" / 5/8"
Connection Wiring			16AWG*4 Stranded, Unshielded			
Thermostat Type	Wireless Remote Control		Standard	Standard	Standard	Standard
	Wired/Programmable Control, Wifi		Optional	Optional	Optional	Optional
Temperature Operation Range	Cooling	°F	60~90	60~90	60~90	60~90
	Heating	°F	32~86	32~86	32~86	32~86
Ambient Temperature	Cooling	°F	-13~122	-13~122	-13~122	-13~122
	Heating	°F	-13~75	-13~75	-13~75	-13~75

DX1C Series

Flex-Mount Indoor One-Way Cassette



1-WAY CEILING CASSETTE FEATURES















-  Slim Compact Design
-  Ideal For Perimeter Cooling And Heating
-  Optimized Air Blower For Quiet Operation
-  360° Air Flow
-  Low Amp DC Motor
-  Built-In Circuit Breaker For Safety
-  Built-In Drain Pump, With Easy Access For Maintenance
-  Quiet Operation
-  Sleep Mode
-  Auto Swing
-  Turbo Mode
-  Wireless Controller (Standard)
-  Wired Wall Controller (Optional)
-  Wi-Fi Controller (Optional)

Indoor Unit Model			DX1C09426-22	DX1C12426-22	DX1C18426-21
Power Supply	Rated	V/Ph/Hz	208-230/1/60	208-230/1/60	208-230/1/60
	Voltage Range	V	187-253	187-253	187-253
Cooling	Rated Capacity	Btu/h	9000(4400-11200)	12000(4000-13200)	18000(3200-18100)
	Input	W	692(320-980)	952(160-1200)	1440(415-1690)
Heating at 47°F	Rated Capacity	Btu/h	11000(3800~12400)	12000(1900~15000)	20000(5000~20000)
Minimum Circuit Ampacity (Indoor Unit)		A	3	3	3
Max. Fuse (Indoor Unit)		A	15	15	5
Indoor Air Flow (Hi/Mi/Lo)		CFM	294.12/258.82/235.29	311.76/282.35/247.06	351.76/300.00/207.06
Indoor Noise Level (Hi/Mi/Lo)		dB(A)	38/36/33	40.5/38.5/34.5	44/41/34
Thermostat Type			Remote Control	Remote Control	Remote Control
Indoor Unit	Dimension (WxDxH)	in	50.31x13.19x8.98	50.31x13.19x8.98	50.31x13.19x8.98
	Packing (WxDxH)	in	57.60x22.48x22.64	57.60x22.48x22.64	57.60x22.48x22.64
	Net/Gross Weight	lb	43.87/81.35	45.19/82.89	45.19/82.89
Drainage Water Pipe Diameter		in	1	1	1
Design Pressure		PSIG	550/340	550/340	550/340
Refrigerant Piping	Liquid Side/Gas Side	in	1/4" / 3/8"	1/4" / 1/2"	1/4" / 1/2"
Operation Temperature Range	Cooling	°F	60-90	60-90	60-90
	Heating	°F	32-86	32-86	32-86
Ambient Temperature	Cooling	°F	-13~-122	-13~-122	-13~-122
	Heating	°F	-13~-75	-13~-75	-13~-75

DXAH Series

Flex-Mount Indoor/Outdoor Heat Pump

AIR HANDLER FEATURES

-  4-Way Multi Position Installation
-  Auto Restart
-  Vertical Upflow or Downflow,
Horizontal Left or Horizontal Right
-  Brushless DC Motor
-  Compatible With Most 24v Wired Thermostats
-  Refrigerant Leak Detection
-  Easy Pull-Out Blower Wheel Housing For Maintenance
-  Optional Auxiliary Electric Heat Kit
Available In 5kw, 10kw, 15kw
-  Dedicated Uv Light Connection Port
-  Wireless Controller (Included)
-  Automatic Static Pressure Adjustment
-  Wired Wall Controller (Included)
-  Anti-Cold Air Function
-  Wi-Fi Controller (Optional)



Indoor/Outdoor Unit Model			DXAH18E426-21	DXAH24E426-20
Power Supply		V/Ph/Hz	208-230/1/60	208-230/1/60
Cooling	Rated Capacity	Btu/h	18000 (5300~18700)	24000 (7400~26000)
Heating	Rated Capacity	Btu/h	18000 (5600~18700)	26000 (5600~30000)
Minimum Circuit Ampacity (Indoor Unit)		A	3	4
Max. Fuse (Indoor Unit)		A	15	15
Indoor Fan Motor	Model		ZKFD-250-8-1	ZKFD-250-8-1
	RLA	A	1	3
Indoor Air Flow (Hi/Mi/Lo)		CFM	576.47/529.41/488.24	758.82/694.12/629.41
Indoor Noise Level (Hi/Mi/Lo)		dB(A)	36/34/32	43/40/35.5
ESP	Range	Pa	0-200	0-200
	Range	In. wg.	0-0.8	0-0.8
Indoor Unit	Dimension (WxDxH)	in	21*17-1/2*45	21*17-1/2*45
	Packing (WxDxH)	in	25.20x20.87x50.39	25.20x20.87x50.39
	Net/Gross Weight	lb	105.82/129.41	105.82/129.41
Refrigerant Piping	Liquid Side / Gas Side	in	1/4" / 1/2"	3/8" / 5/8"
Operation Temperature Range	Cooling	°F	60-90	60-90
	Heating	°F	32-86	32-86
Ambient Temperature	Cooling	°F	-13~122	-13~122
	Heating	°F	-13~75	-13~75

CONTROLS



Wireless Remote Control

Hi-Wall, Cassette Floor/Ceiling (standard)
Ducted (optional)

Features:



Fahrenheit / Celsius
and Timer Display



Sleep Function Display



Control Lock



Fan Speed Selection



Function Mode



FOLLOW ME Mode



Mute Function Display



ON/OFF Mode



Wired 7-Day Programmable Control For DXAH units

Features:



Daisy chain up to
16 Indoor Units



Mode Display



Child Lock Function,
Prevents Unauthorized Settings



Fahrenheit / Celsius
and Timer Display



Lock Display



Saves Energy Consumption



Fan Speed Display



ON/OFF display



NETHOME PLUS WiFi Kit

Allows you to connect
to DXMH and DXCC

Flex-Mount Multi Zone Series



- Multi Zones Heat Pump
- Low Ambient Operation to **-22°F**
- Up to **22.5 SEER2**
- **7 Year Warranty** Compressor
- **5 Year Warranty** Parts

DXFM-H Series

Multi Zone Condenser



DXMH Series

High Wall Unit




DXFC Series

Floor-Ceiling Unit



DXFU Series

Fan Coil Unit



DXAH Series

Air Handler Unit



DXCC Series

4-Way Ceiling Cassette Unit



DX1C Series

1-Way Ceiling Cassette Unit



COMBINATION TABLE

DUAL ZONE CONDENSER

DXFM-1823-2Z

Two Units
9+9
9+12
12+12

TRI ZONE CONDENSER

DXFM-2723-3Z

Two Units		Three Units	
9+9	12+12	9+9+9	9+12+12
9+12	12+18	9+9+12	12+12+12
9+18	18+18	9+9+18	

QUAD ZONE CONDENSER

DXFM-3623-4Z

Two Units		Three Units			Four Units	
9+18	12+24	9+9+9	9+12+12	12+12+12	9+9+9+9	9+9+12+18
9+24	18+18	9+9+12	9+12+18	12+12+18	9+9+9+12	9+12+12+12
12+12	18+24	9+9+18	9+12+24	12+12+24	9+9+9+18	12+12+12+12
12+18	24+24	9+9+24	9+18+18	12+18+18	9+9+12+12	

FIVE ZONE CONDENSER DXFM-4823-5Z

(Minimum of 2 indoor units must be installed) (Only one AHU allowed per combination)

Two Units		Three Units			Four Units			Five Units	
9+24	18+18	9+9+18	9+18+18	12+12+30	9+9+9+9	9+9+12+24	9+12+12+30	9+9+9+9+9	9+9+9+12+24
9+30	18+24	9+9+24	9+18+24	12+12+36	9+9+9+12	9+9+12+30	9+12+18+18	9+9+9+9+12	9+9+12+12+12
9+36	18+30	9+9+30	9+18+30	12+18+18	9+9+9+18	9+9+18+18	9+12+18+24	9+9+9+9+18	9+9+12+12+18
12+24	18+36	9+9+36	9+18+36	12+18+24	9+9+9+24	9+9+18+24	12+12+12+12	9+9+9+9+24	9+12+12+12+12
12+30	24+24	9+12+12	9+24+24	12+18+30	9+9+9+30	9+12+12+12	12+12+12+18	9+9+9+12+12	12+12+12+12+12
12+36	24+30	9+12+18	9+24+30	12+24+24	9+9+9+36	9+12+12+18	12+12+12+24	9+9+9+12+18	
	24+36	9+12+24	12+12+12	18+18+18	9+9+12+12	9+12+12+24	12+12+18+18		
	30+30	9+12+30	12+12+18	18+18+24	9+9+12+18				
		9+12+36	12+12+24						

FIVE ZONE CONDENSER DXFM-4823-5Z

(Minimum of 2 indoor units must be installed) (Only one AHU allowed per combination)

Two Units		Three Units			Four Units			Five Units	
9+30	18+24	9+9+18	9+18+36	12+18+30	9+9+9+9	9+9+18+30	9+12+18+24	9+9+9+9+9	9+9+12+12+18
9+36	18+30	9+9+24	9+24+24	12+18+36	9+9+9+12	9+9+18+36	9+12+18+30	9+9+9+9+12	9+9+12+12+24
12+24	18+36	9+9+30	9+24+30	12+24+24	9+9+9+18	9+12+12+12	12+12+12+12	9+9+9+9+18	9+9+12+12+30
12+30	24+30	9+9+36	9+24+36	12+24+30	9+9+9+24	9+12+12+18	12+12+12+18	9+9+9+9+24	9+12+12+12+12
12+36	24+36	9+12+18	12+12+12	12+24+36	9+9+9+30	9+12+12+24	12+12+12+24	9+9+9+9+30	9+12+12+12+18
18+18	30+30	9+12+24	12+12+18	18+18+18	9+9+9+36	9+12+12+30	12+12+12+30	9+9+9+9+36	9+12+12+12+24
	30+36	9+12+30	12+12+24	18+18+24	9+9+12+12	9+12+12+36	12+12+12+36	9+9+9+12+12	12+12+12+12+12
		9+12+36	12+12+30	18+18+30	9+9+12+18	9+12+12+12	12+12+18+18	9+9+9+12+18	12+12+12+12+18
		9+18+18	12+12+36	18+18+36	9+9+12+24	9+12+12+18	12+12+18+24	9+9+9+12+24	12+12+12+12+24
		9+18+24	12+18+18	18+24+24	9+9+12+30	9+12+12+24	12+12+18+30	9+9+9+12+30	12+12+12+18+18
		9+18+30	12+18+24	18+24+30	9+9+12+36	9+12+12+30	12+18+18+18	9+9+12+12+12	
				24+24+24	9+9+18+18	9+12+12+36	12+18+18+24		
					9+9+18+24	9+12+18+18	18+18+18+18		

Properly sizing both the outdoor and indoor units ensures that the HVAC system operates efficiently, maintains comfort conditions in each zone, and prevents overloading the outdoor unit. Operational demand of all combined indoor units BTU output should not exceed the BTU rating of the outdoor unit.

(Only one AHU allowed per combination)

Hyper Heat Flex-Mount Multi Zone Table of Efficiency Heat models	Outdoor Unit	Non Ducted/Ducted	SEER2	EER2	HSPF2-4	HSPF2-5	
	DXFM-1823H-2Z	Non Ducted		22	12.5	9.8	7.7
		Ducted		19	12	9.3	7.5
		Mix		20.5	12.3	9.6	7.6
	DXFM-2723H-3Z	Non Ducted		23	12.5	10.6	8.1
		Ducted		20	11.7	9.5	7.5
		Mix		21.5	12.1	10.1	7.8
	DXFM-3623H-4Z	Non Ducted		22.2	13.6	10.3	8.3
		Ducted		19	11.3	10	8.1
		Mix		20.6	12.5	10.2	8.2
DXFM-4823H-5Z	Non Ducted		21.8	11.7	9.8	7.6	
	Ducted		20.9	11.7	8.9	7.4	
	Mix		21.4	11.7	9.4	7.5	
DXFM-6023H-5Z	Non Ducted		11	10.5	9.3	7.3	
	Ducted		18.8	10.5	9.3	7.3	
	Mix		20.4	10.5	9.3	7.3	

NOTE: If the total indoor units load exceeds the nominal capacity of the outdoor unit, the practical output capacity of each indoor unit will be correspondingly attenuated. This situation is most evident during heating mode.

HYPER HEAT FLEX-MOUNT MULTI ZONE CHART


SELECTION CHART



Indoor Unit	Highwall Unit	Floor-Ceiling	Ducted Fan Coil	4-Way Cassette	1-Way Cassette	Air Handler
Btu/h	DXMH Series	DXFC Series	DXFU Series	DXCC Series	DX1C Series	DXAH Series
9,000	DXMH09E426-25		DXFU09E426-20	DXCC09E426-20	DX1C09E426-22	
12,000	DXMH12E426-25		DXFU012E426-21	DXCC12E426-21	DX1C12E426-22	
18,000	DXMH18E426-25	DXFC18E426-20	DXFU018E426-19	DXCC18E426-20	DX1C18E426-21	DXAH18E426-21
24,000	DXMH24E426-25	DXFC24E426-20	DXFU024E426-21	DXCC24E426-20		DXAH24E426-21
30,000						DXAH30E426-21
36,000						DXAH36E426-21

2 DUAL ZONE

DXFM-1823-2Z
9,000-12,000 BTU/h



3 TRI ZONE

DXFM-2723-3Z
9,000-18,000 BTU/h



4 QUAD ZONE

DXFM-3623-4Z
9,000-24,000 BTU/h



5 FIVE ZONE

DXFM-4823-5Z
9,000-24,000 BTU/h



DXFM-H Series

Flex-Mount Non-Ducted - Outdoor Models

Heat Pump

Hyper Heat



Indoor Unit Type			NON DUCT	NON DUCT	NON DUCT	NON DUCT	NON DUCT
Outdoor Unit Model			DXFM-1823H-2Z	DXFM-2723H-3Z	DXFM-3623H-4Z	DXFM-4823H-5Z	DXFM-6023H-5Z
Power Supply	Rated	V/Ph/Hz	208-230/1/60	208-230/1/60	208-230/1/60	208-230/1/60	208-230/1/60
	Voltage Range	V	187-253	187-253	187-253	187-253	187-253
Cooling	Capacity	Btu/h	19000(5500~25000)	28000(7995~32826)	36000(17900~42000)	48000(19300~51000)	55000(1900-58000)
	Input	W	1520	2240	2650	4150	5238
	Rated current	A	9.1	12.4	11.8	18.0	23.5
	EER2	Btu/W	12.5	12.5	13.6	11.7	10.5
	SEER2	Btu/W	22	23	22.2	21.8	22
Heating at 47°F	Capacity	Btu/h	20000(8100~29700)	28000(5035~38712)	37000(12500~49000)	49000(11500~58000)	55000(12500-57900)
	Input	W	1725	2240	2780	4000	5238
	Rated current	A	9.4	10.5	12.2	17.8	23.5
	COP	W/W	3.40	3.66	3.85	3.59	3.08
	HSPF2-4	Btu/W	9.8	10.6	10.3	9.8	9.3
HSPF2-5	Btu/W	7.7	8.1	8.3	7.6	7.3	
Heating at 5°F	Rated capacity	Btu/h	19000	24000	36000	48000	-
	COP	W/W	1.96	1.75	1.9	2.0	-
Input Current Power Conv. Equip (Outdoor Unit)		A	18.0	20.0	26.0	-	-
Minimum Circuit Ampacity (Outdoor Unit)		A	20.0	25.0	40.0	42.0	40
Max. Fuse (Outdoor Unit)		A	25.0	40.0	60.0	50.0	60
Outdoor Air Flow		CFM	2129.41	2147.96	4500	4500	4500
Outdoor Noise Level		dB(A)	61	63	63	65	63
Throttle Type			Capillary +EXV	Capillary +EXV	Capillary +EXV	Capillary +EXV	Capillary +EXV
Outdoor Unit	Dimension (WxDxH)	in	37.24x16.14x31.89	37.24x16.14x31.89	37.48x16.34x52.48	37.48x16.34x52.48	37.48x16.34x52.48
	Packing (WxDxH)	in	42.91x19.69x34.84	42.91x19.69x34.84	43.11x19.49x58.27	43.11x19.49x58.27	43.11x19.49x58.27
	Net/Gross Weight	lb	138.23/149.03	167.99/179.67	223.11/253.97	238.32/269.84	233.03/265.87
	Type/Charged	oz	R410A/91.7	R410A/34.04	R410A/162	R410A/162	R410A/162.26
Refrigerant Precharge		ft	49	74	98	123	123
		oz	0.161	0.161	0.161	0.161	0.161
Additional Charge For Each ft		oz	0.322	0.322	0.322	0.322	0.322
Design Pressure		PSIG	550/340	550/340	550/340	550/340	550/340
Refrig. Piping	Liquid Side	in	2 x 1/4"	3 x 1/4"	4 x 1/4"	5 x 1/4"	5 x 1/4"
	Gas Side	in	2 x 3/8"	3 x 3/8"	3 x 3/8" + 1 x 1/2"	3 x 3/8" + 2 x 1/2"	3 x 3/8" + 2 x 1/2"
	Max. Length All Rooms	ft	131	197	262	262	262.46
	Max. One Indoor Unit	ft	82	98	115	115	114.83
	H. Diff. In/Out Door	ft	49	49	49	49	49.21
H. Diff. Indoor Units		ft	33	33	33	33	33
Connection Wiring			16AWG*4 Stranded, Unshielded				14AWG*4 Stranded, Unshielded
Outdoor Ambient	Cooling	°F	-22~-122	-22~-122	-22~-122	-22~-122	-13~-122
	Heating	°F	-22~-86	-22~-86	-22~-86	-22~-86	-13~-75



DXFM-H Series Flex-Mount Ducted - Outdoor Models Heat Pump Hyper Heat

Indoor Unit Type			DUCTED	DUCTED	DUCTED	DUCTED	DUCTED
Outdoor Unit Model			DXFM-1823H-2Z	DXFM-2723H-3Z	DXFM-3623H-4Z	DXFM-4823H-5Z	DXFM-6023H-5Z
Power Supply	Rated	V/Ph/Hz	208-230/1/60	208-230/1/60	208-230/1/60	208-230/1/60	208-230/1/60
	Voltage Range	V	187-253	187-253	187-253	187-253	187-253
Cooling	Capacity	Btu/h	19000(5200~23000)	28000(7683~33512)	36000(17400~44000)	47000(18500~51000)	55000(19400~57100)
	Input	W	1640	2435	3180	4200	5238
	Rated current	A	9.5	14.0	14.2	18.2	23.5
	EER2	Btu/W	12.0	11.7	11.3	11.7	10.5
	SEER2		19.0	20.0	19.0	20.9	18.8
Heating at 47°F	Capacity	Btu/h	20000(6400~28000)	28000(4508~38388)	37000(13300~47000)	49000(12000~59000)	55000(15500~61600)
	Input	W	1600	2331	2900	3800	5000
	Rated current	A	9.0	11.0	12.9	17.2	22.5
	COP	W/W	3.48	3.52	3.74	3.86	3.22
	HSPF4	Btu/W	9.3	9.5	10	8.9	9.3
	HSPF5		7.5	7.5	8.1	7.4	7.3
Heating at 5°F	Rated capacity	Btu/h	19000	24000	39000	48000	-
	COP	W/W	1.75	1.8	1.85	2.0	-
Input Current Power Conv. Equip (Outdoor Unit)		A	18.0	20.0	26.0	-	-
Minimum Circuit Ampacity (Outdoor Unit)		A	20.0	25.0	40.0	42.0	40
Max. Fuse (Outdoor Unit)		A	25.0	40.0	60.0	50.0	60
Outdoor Air Flow		CFM	2129.41	2147.06	4500	4500	4500
Outdoor Noise Level		dB(A)	61	63	63	65	61
Throttle Type			Capillary +EXV	Capillary +EXV	Capillary +EXV	Capillary +EXV	Capillary +EXV
Outdoor Unit	Dimension (WxDxH)	in	37.24x16.14x31.89	37.24x16.14x31.89	37.48x16.34x52.48	37.48x16.34x52.48	37.48x16.34x52.48
	Packing (WxDxH)	in	42.91x19.69x34.84	42.91x19.69x34.84	43.11x19.49x58.27	43.11x19.49x58.27	43.11x19.49x58.27
	Net/Gross Weight	lb	138.23/149.03	167.99/179.67	223.11/253.97	238.32/269.84	238.32/269.84
	Type/Charged	oz	R410A/91.7	R410A/134.04	R410A/162	R410A/162	R410A/162.26
Refrigerant Precharge		ft	49	74	98	123	123
		oz	0.161	0.161	0.161	0.161	0.161
Additional Charge For Each ft		oz	0.322	0.322	0.322	0.322	0.322
Design Pressure		PSIG	550/340	550/340	550/340	550/340	550/340
Refrig. Piping	Liquid Side	in	2 x 1/4"	3 x 1/4"	4 x 1/4"	5 x 1/4"	5 x 1/4"
	Gas Side	in	2 x 3/8"	3 x 3/8"	3 x 3/8" + 1 x 1/2"	3 x 3/8" + 2 x 1/2"	3 x 3/8" + 2 x 1/2"
	Max. Length All Rooms	ft	131	197	262	262	262.46
	Max. One Indoor Unit	ft	82	98	115	115	114.83
	H. Diff. In/Out Door	ft	49	49	49	49	49.21
	H. Diff. Indoor Units	ft	33	33	33	33	33
Connection Wiring			16AWG*4 Stranded, Unshielded				
Outdoor Ambient	Cooling	°F	-22~-122	-22~-122	-22~-122	-22~-122	-13~-122
	Heating	°F	-22~-86	-22~-86	-22~-86	-22~-86	-13~-75

DXMH Series

High Wall Indoor Unit
Hyper Heat



HIGH WALL FEATURES



Auto Swing For Vertical And Horizontal Airflow Direction



Fully Modulating 12 Speed Indoor Fan



Quick And Easy Blower Removal For Easy Maintenance



Wi-Fi Ready



High Density Hygienic Air Filter Adheres Magnetically To The Unit



Follow Me Temperature Control



Intelligent Sleep Function



Anti-Cold Air Function



Auto Defrost



Auto Restart



Turbo Mode



Mute Operation



Self-Diagnostic Programming



Gold Fin Hydrophilic Coating Treatment



Optional Wired Wall Control















Indoor Unit Model			DXMH09E426-25	DXMH12E426-22	DXMH18E426-20	DXMH24E426-20
Power Supply	Rated	V/Ph/Hz	208-230/1/60	208-230/1/60	208-230/1/60	208-230/1/60
	Voltage Range	V	187-253	187-253	187-253	187-253
Cooling	Rated Capacity	Btu/h	9000 (2500~11900)	12000 (3600~13300)	18000 (2000~19300)	24000 (9200~26800)
Heating at 47°F	Rated Capacity (range)	Btu/h	10000 (3400~13000)	12000 (4500~13500)	19000 (6200~21000)	25000 (10350~27000)
Minimum Circuit Ampacity (Indoor Unit)		A	3.0	3.0	3.0	3.0
Max. Fuse (Indoor Unit)		A	15.0	15.0	15.0	15.0
Indoor Air Flow (Hi/Mi/Lo)		CFM	335.29/ 229.41/176.47	335.29/ 229.41/176.47	523.53/ 376.47/305.88	611.18/ 414.12/318.82
Indoor Noise Level (Hi/Mi/Lo)		dB(A)	38/34/23	36/33.5/22.5	46.5/43/32.5	44/39.5/34
Thermostat Type	Wireless Remote Controller		Standard	Standard	Standard	Standard
	Wired/Programable Controller/Wifi		Optional	Optional	Optional	Optional
Indoor Unit	Dimension (WxDxH)	in	33.39x9.06x11.69	33.39x9.06x11.69	40.04x9.53x12.56	46.85x10.96x14.57
	Packing (WxDxH)	in	36.22x14.57x12.32	36.22x14.57x12.32	43.11x15.75x12.91	50.39x17.91x14.17
	Net/Gross Weight	lb	25.35/30.64	25.57/30.86	28.66/37.48	48.50/59.30
Refrig. Piping	Liquid Side/Gas Side	in	1/4" / 3/8"	1/4" / 1/2"	1/4" / 1/2"	3/8" / 5/8"
Ambient Temperature	Cooling	°F	60~90	60~90	60~90	60~90
	Heating	°F	32~86	32~86	32~86	32~86

DXFC Series

Flex-Mount Indoor Floor-Ceiling
Hyper Heat




FLOOR-CEILING FEATURES

-  Slim Compact Design
-  Ideal For Perimeter Cooling And Heating
-  Optimized Air Blower For Quiet Operation
-  Low Amp DC Motor
-  Quiet Operation
-  Automatic Restart
-  Sleep Mode
-  Auto Swing
-  Fresh Air Intake
-  24-Hour Timer
-  Turbo Mode
-  Alarm System Port
-  Two-Way Condensate Draining
-  Wireless Controller (Standard)
-  Wired Wall Controller (Optional)
-  Wi-Fi Controller (Optional)
-  Built-In Drain Pump, With Easy Access For Maintenance

Indoor Unit Model			DXFC18E426-20	DXFC24E426-20
Power Supply	Rated	V/Ph/Hz	208-230/1/60	208-230/1/60
	Voltage Range	V	187-253	187-253
Cooling	Rated Capacity	Btu/h	18000(6200~18000)	24000(7700~25500)
Heating at 47°F	Rated Capacity	Btu/h	20000(8100~20000)	24000(11600~30900)
Minimum Circuit Ampacity (Indoor Unit)		A	1.9	2.5
Max. Fuse (Indoor Unit)		A	15.0	15.0
Indoor Air Flow (Hi/Mi/Lo)		CFM	548.24/485.29/420.59	758.82/708.24/598.24
Indoor Noise Level (Hi/Mi/Lo)		dB(A)	45.5/43/39	51/47/42
Thermostat Type	Wireless Remote Control		Standard	Standard
	Wired/Programmable Wired		Optional	Optional
	WiFi		Optional	Optional
Indoor Unit	Dimension (WxDxH)	in	42.05x26.57x9.25	42.05x26.57x9.25
	Packing (WxDxH)	in	45.08x29.72x12.52	45.08x29.72x12.52
	Net/Gross Weight	lb	57.10/68.34	60.63/72.09
Refrigerant Piping	Liquid Side/Gas Side	in	1/4" / 1/2"	3/8" / 5/8"
Room Temp.	Cooling	°F	60~90	60~90
	Heating	°F	32~86	32~86

DXFU Series

Flex-Mount Indoor Fan Coil
Hyper Heat



FAN COIL FEATURES



Slim And Compact Design



Widest Static Pressure Ranges From 30pa Up To 160pa



Flexible Installation Horizontal Or Vertical



Rear Or Bottom Flow Return



Built-In Drain Pump



Fresh Air Intake



Auto Restart



Quiet Operation Down To 27 Db(A)



Gold Fin Hydrophilic Coating Treatment



Easy Maintenance















Indoor Unit Model			DXFU09E426-20	DXFU12E426-21	DXFU18E426-19	DXFU24E426-21
Power Supply	Rated	V/Ph/Hz	208-230/1/60	208-230/1/60	208-230/1/60	208-230/1/60
	Voltage Range	V	187-253	187-253	187-253	187-253
Cooling	Rated Capacity	Btu/h	9000(2220~11600)	12000(2100~13450)	18000(5800~18000)	24000(6100~28200)
Heating at 47°F	Rated Capacity	Btu/h	10000(2240~13350)	12000(1900~15000)	20000(5000~20000)	24600(11700~33000)
Minimum Circuit Ampacity (Indoor Unit)		A	3.0	3.0	3.0	3.0
Indoor Air Flow (Hi/Mi/Lo)		CFM	352.94/282.35/176.47	352.94/282.35/176.47	529.41/450.00/370.59	775.47/693.06/434.88
Indoor Noise Level (Hi/Mi/Lo)		dB(A)	33.5/28.5/27	38/34.5/31	40/37.5/35	44/41/37
Thermostat Type	Wireless Remote Control		Optional	Optional	Optional	Optional
	Liquid Side/Gas Side		Standard	Standard	Standard	Standard
	WiFi		Optional	Optional	Optional	Optional
External Static Pressure (ESP)	Rated	Pa	25	25	25	25
		In. wc.	0.1	0.1	0.1	0.1
	Range	Pa	0-40	0-40	0-100	0-160
		In. wc.	0-0.16	0-0.16	0-0.40	0-0.64
Indoor Unit	Dimension (WxDxH)	in	27.56x17.72x7.87	27.56x17.72x7.87	34.65x28.53x8.27	43x30x10
	Packing (WxDxH)	in	33.86x21.26x10.83	33.86x21.26x10.83	42.13x28.53x10.63	51x32x12
	Net/Gross Weight	lb	37.5/48.3	37.5/48.3	54/66	87/103
Refrig. Pipping	Liquid Gas Side	in	1/4" / 3/8"	1/4" / 1/2"	1/4" / 1/2"	3/8" / 5/8"
Room Temp.	Cooling	°F	60~90	60~90	60~90	60~90
	Heating	°F	32~86	32~86	32~86	32~86

DXCC Series

Flex-Mount Indoor Four-Way Cassette
Hyper Heat



4-WAY CEILING CASSETTE FEATURES

-  New Super Slim Compact Design
-  Optimized Air Blower For Quiet Operation
-  360° Round Air Flow
-  External Duct Support
-  Fresh Air Intake
-  Low Amp DC Motor
-  Built-In Drain Pump, With Easy Access For Maintenance
-  Auto Restart
-  Quiet Operation Down To 27 Db(A)
-  Gold Fin Hydrophilic Coating Treatment
-  Fireproof Electrical Box
-  Wireless Controller (Standard)
-  Wired Wall Controller (Optional)
-  Easy Maintenance















Indoor Unit Model			DXCC09E426-20	DXCC12E426-21	DXCC18E426-20	DXCC24E426-20
Power Supply	Rated	V/Ph/Hz	208-230/1/60	208-230/1/60	208-230/1/60	208-230/1/60
	Voltage Range	V	187-253	187-253	187-253	187-253
Cooling	Rated Capacity	Btu/h	9000(2970~10500)	12000(2800~14100)	16000(5600~16000)	24000(8130~26272)
Heating at 47 °F	Rated Capacity	Btu/h	10000(2230~11650)	12000(1950~14600)	18500(7700~18500)	25000(10650~30000)
Minimum Circuit Ampacity (Indoor Unit)		A	3.0	3.0	1.9	2.5
Max. Fuse (Indoor Unit)		A	15.0	15.0	15.0	15.0
Indoor Air Flow (Hi/Mi/Lo)		CFM	352.94/305.88/270.59	379/309/261	562.35/485.29/438.82	706/635/547
Indoor Noise Level (Hi/Mi/Lo)		dB(A)	39.5/36/32.5	40.5/35.5/31.5	43.5/38.5/35.5	49/46/43
Thermostat Type	Wireless Remote Control		Standard	Standard	Standard	Standard
	Wired/Programmable Control, Wifi		Optional	Optional	Optional	Optional
Indoor Unit	Dimension (WxDxH)	in	22.44x22.44x10.24	22.44x22.44x10.24	22.44x22.44x10.24	32.68x32.68x8.07
	Packing (WxDxH)	in	26.06x26.06x12.48	26.06x26.06x12.48	26.06x26.06x12.48	35.83x35.83x9.84
	Net/Gross Weight	lb	31.97/38.14	35.27/41.01	35.71/46.96	47.18/55.34
Panel	Dimension (WxDxH)	in	25.47x25.47x1.97	25.47x25.47x1.97	25.47x25.47x1.97	37.40x37.40x2.17
	Packing (WxDxH)	in	28.15x28.15x4.84	28.15x28.15x4.84	28.15x28.15x4.84	40.75x40.75x3.54
	Net/Gross Weight	lb	5.52/9.92	5.52/9.92	5.52/9.92	13.23/19.84
Refrig. Piping	Liquid Side/Gas Side	in	1/4" / 3/8"	1/4" / 1/2"	1/4" / 1/2"	3/8" / 5/8"
Room temperature	Cooling	°F	60~90	60~90	60~90	60~90
	Heating	°F	32~86	32~86	32~86	32~86

DX1C Series

Flex-Mount Indoor One-Way Cassette
Hyper Heat



1-WAY CEILING CASSETTE FEATURES

-  Slim Compact Design
-  Ideal For Perimeter Cooling And Heating
-  Optimized Air Blower For Quiet Operation
-  360° Air Flow
-  Low Amp DC Motor
-  Built-In Circuit Breaker For Safety
-  Built-In Drain Pump, With Easy Access For Maintenance
-  Quiet Operation
-  Sleep Mode
-  Auto Swing
-  Turbo Mode
-  Wireless Controller (Standard)
-  Wired Wall Controller (Optional)
-  Wi-Fi Controller (Optional)




Indoor Unit Model			DX1C09426-22	DX1C12426-22	DX1C18426-21
Power Supply	Rated	V/Ph/Hz	208-230/1/60	208-230/1/60	208-230/1/60
	Voltage Range	V	187-253	187-253	187-253
Cooling	Rated Capacity	Btu/h	9000(4400-11200)	12000(4000-13200)	18000(3200-18100)
	Input	W	692(320-980)	952(160-1200)	1440(415-1690)
Heating at 47°F	Rated Capacity	Btu/h	11000(3800~12400)	12000(1900~15000)	20000(5000~20000)
Minimum Circuit Ampacity (Indoor Unit)		A	3	3	3
Max. Fuse (Indoor Unit)		A	15	15	5
Indoor Air Flow (Hi/Mi/Lo)		CFM	294.12/258.82/235.29	311.76/282.35/247.06	351.76/300.00/207.06
Indoor Noise Level (Hi/Mi/Lo)		dB(A)	38/36/33	40.5/38.5/34.5	44/41/34
Indoor Unit	Dimension (WxDxH)	in	50.31x13.19x8.98	50.31x13.19x8.98	50.31x13.19x8.98
	Packing (WxDxH)	in	57.60x22.48x22.64	57.60x22.48x22.64	57.60x22.48x22.64
	Net/Gross Weight	lb	43.87/81.35	45.19/82.89	45.19/82.89
Drainage Water Pipe Diameter		in	1	1	1
Design Pressure		PSIG	550/340	550/340	550/340
Refrigerant Piping	Liquid Side/Gas Side	in	1/4" / 3/8"	1/4" / 1/2"	1/4" / 1/2"
Thermostat Type			Remote Control	Remote Control	Remote Control
Operation Temperature	Cooling	°F	60-90	60-90	60-90
	Heating	°F	32-86	32-86	32-86

DXAH Series

Flex-Mount Indoor/Outdoor Heat Pump
Hyper Heat

AIR HANDLER FEATURES



-  4-Way Multi Position Installation
-  Auto Restart
-  Vertical Upflow or Downflow,
Horizontal Left or Horizontal Right
-  Brushless DC Motor
-  Compatible With Most 24v Wired Thermostats
-  Refrigerant Leak Detection
-  Easy Pull-Out Blower Wheel Housing For Maintenance
-  Optional Auxiliary Electric Heat Kit
Available In 5kw, 10kw, 15kw
-  Dedicated Uv Light Connection Port
-  Wireless Controller (Included)
-  Automatic Static Pressure Adjustment
-  Wired Wall Controller (Included)
-  Anti-Cold Air Function
-  Wi-Fi Controller (Optional)

Indoor/Outdoor Unit Model			DXAH18E426-21	DXAH24E426-20
Power Supply		V/Ph/Hz	208-230/1/60	208-230/1/60
Cooling	Rated Capacity	Btu/h	18000 (5300~18700)	24000 (7400~26000)
Heating	Rated Capacity	Btu/h	18000 (5600~18700)	26000 (5600~30000)
Minimum Circuit Ampacity (Indoor Unit)		A	3	4
Max. Fuse (Indoor Unit)		A	15	15
Indoor Fan Motor	Model		ZKFD-250-8-1	ZKFD-250-8-1
	RLA	A	1	3
Indoor Air Flow (Hi/Mi/Lo)		CFM	576.47/529.41/488.24	758.82/694.12/629.41
Indoor Noise Level (Hi/Mi/Lo)		dB(A)	36/34/32	43/40/35.5
ESP	Range	Pa	0-200	0-200
	Range	In. wg.	0-0.8	0-0.8
Indoor Unit	Dimension (WxDxH)	in	21*17-1/2*45	21*17-1/2*45
	Packing (WxDxH)	in	25.20x20.87x50.39	25.20x20.87x50.39
	Net/Gross Weight	lb	105.82/129.41	105.82/129.41
Refrigerant Piping	Liquid Side / Gas Side	in	1/4" / 1/2"	3/8" / 5/8"
Operation Temperature Range	Cooling	°F	60-90	60-90
	Heating	°F	32-86	32-86
Ambient Temperature	Cooling	°F	-22~122	-22~122
	Heating	°F	-22~86	-22~86

QUICK SPECS

MULTI-ZONE								
Indoor Unit Model No.	Outdoor Unit Model No.	Min. Power Supply Wire Size (AWG)	Min. Inter-Connecting Wire Size (AWG)	Breaker Size (A)	Piping Sizes (in)	Max. Allowable Piping Length (ft)	Min. Allow. Piping Length (ft)	Max. Allowable Elevation Difference(ft)
9-24K: DXMH, DXFC, DXCC, DXFU, 18-36K:DXAH	DXFM-1823-2Z	12*3	16*4, Stranded	25	(1/4"/3/8")*2	66 for 1 IDU 98 for sum up	9	1) 33 for ODU higher than IDU 2) 49 for ODU lower than IDU 3) 33 between IDU and IDU"
	DXFM-2723-3Z	12*3	16*4, Stranded	35	(1/4"/3/8")*3	82 for 1 IDU 148 for sum up	9	
	DXFM-3623-4Z	10*3	16*4, Stranded	45	(1/4"/3/8")*3 & (1/4"/1/2")*1	98 for 1 IDU 197 for sum up	9	
	DXFM-4823-5Z	10*3	16*4, Stranded	50	(1/4"/3/8")*3 & (1/4"/1/2")*2	98 for 1 IDU 246 for sum up	9	
	DXFM-6023-5Z	10*3	16*4, Stranded	50	(1/4"/3/8")*3 & (1/4"/1/2")*2	98 for 1 IDU 246 for sum up	9	
	DXFM-1823H-2Z	12*3	16*4, Stranded	35	(1/4"/3/8")*2	82 for 1 IDU 148 for sum up	9	
	DXFM-2723H-3Z	10*3	16*4, Stranded	45	(1/4"/3/8")*3 & (1/4"/1/2")*1	98 for 1 IDU 197 for sum up	9	
	DXFM-3623H-4Z	10*3	16*4, Stranded	50	(1/4"/3/8")*3 & (1/4"/1/2")*2	98 for 1 IDU 246 for sum up	9	
	DXFM-4823H-5Z	10*3	16*4, Stranded	50	(1/4"/3/8")*3 & (1/4"/1/2")*2	98 for 1 IDU 246 for sum up	9	
	DXFM-6023H-5Z	10*3	16*4, Stranded	50	(1/4"/3/8")*3 & (1/4"/1/2")*2	98 for 1 IDU 246 for sum up	9	

DXMH - HIGH WALL								
Indoor Model No.	Outdoor Model No.	Min. Power Supply Wire Size (AWG)	Min. Inter-Connecting Wire Size (AWG)	Breaker Size (A)	Piping Sizes (in)	Max. Allowable Piping Length (ft)	Minimum Piping Lengths (ft)	Max. Allowable Elevation Difference(ft)
DXMH09E426-25	DXFM-1823-2Z	12*3	16*4, Stranded	15	1/4", 3/8"	82	12	33
DXMH12E426-22	DXFM-2723-3Z	12*3	16*4, Stranded	15	1/4", 1/2"	82	12	33
DXMH18E426-20	DXFM-3623-4Z	12*3	16*4, Stranded	20	1/4", 1/2"	98	12	66
DXMH24E426-20	DXFM-4823-5Z	12*3	16*4, Stranded	25	3/8", 5/8"	164	12	82

QUICK SPECS

MULTI-ZONE												
Indoor Unit Model No.	Outdoor Unit Model No.	Factory Refrigerant Charge (ft)	Refrigerant Adjustment Factor (oz. per ft)	Drain Pipe Size(in)	SEER2 (non ducted)	EER2 (non ducted)	HDPF2-4 (non ducted)	HDPF2-5 (non ducted)	SEER2 (non ducted)	EER2 (non ducted)	HDPF2-4 (non ducted)	HDPF2-5 (non ducted)
9-24K: DXMH, DXFC, DXCC, DXFU, 18-36K:DXAH	DXFM-1823-2Z	25*2	0.16	refer IDU	22.9	13.9	10.5	8	19	12	9.8	7.6
	DXFM-2723-3Z	25*3	0.16	refer IDU	24.6	12.7	9.3	7.1	21	11.5	9.2	7
	DXFM-3623-4Z	25*4	0.16	refer IDU	26	13	9.8	7.8	20	12	9.2	7.2
	DXFM-4823-5Z	25*5	0.16	refer IDU	23.4	12.5	8.7	6.8	20.5	10.8	9.7	7.2
	DXFM-6023-5Z	25*5	0.16	refer IDU	21.3	10.5	9.1	6.8	19	10.5	8.6	6.4
	DXFM-1823H-2Z	25*2	0.16	refer IDU	22	12.5	9.8	7.7	19	12	9.3	7.5
	DXFM-2723H-3Z	25*3	0.16	refer IDU	23.7	12.8	10.8	8.3	19.4	12	9.9	7.8
	DXFM-3623H-4Z	25*4	0.16	refer IDU	22.2	13.6	10.3	8.3	19	11.3	10	8.1
	DXFM-4823H-5Z	25*4	0.16	refer IDU	21.8	11.7	9.8	7.6	20.9	11.7	8.9	7.4
	DXFM-6023H-5Z	25*4	0.16	refer IDU	22	10.5	9.3	7.3	18.8	10.5	9.3	7.3

DXMH - HIGH WALL							
Indoor Unit Model No.	Outdoor Unit Model No.	Factory Refrigerant Charge (ft)	Refrigerant Adjustment Factor (oz. per ft)	Drain Pipe Size(in)	SEER2	EER2	HSPF2-4
DXMH09E426-25	DXFM-1823-2Z	25	0.16	3/4"	25.5	15	12.2
DXMH12E426-22	DXFM-2723-3Z	25	0.16	3/4"	23.2	13.7	13.2
DXMH18E426-20	DXFM-3623-4Z	25	0.16	3/4"	22.6	12.5	12
DXMH24E426-20	DXFM-4823-5Z	25	0.32	3/4"	22	14	12

QUICK SPECS

DXFC - FLOOR-CEILING

Indoor Model No.	Outdoor Model No.	Min. Power Supply Wire Size (AWG)	Min. Inter-Connecting Wire Size (AWG)	Breaker Size (A)	Piping Sizes (in)	Max. Allowable Piping Length (ft)	Minimum Piping Lengths (ft)	Max. Allowable Elevation Difference(ft)
DXFC18E426-20	DXFM-3623-4Z	12*3	16*4, Stranded	15.0	1/4", 1/2"	98	12	66
DXFC24E426-20	DXFM-4823-5Z	12*3	16*4, Stranded	18.0	3/8", 5/8"	164	12	82

DXFU - FAN COIL

Indoor Model No.	Outdoor Model No.	Min. Power Supply Wire Size (AWG)	Min. Inter-Connecting Wire Size (AWG)	Breaker Size (A)	Piping Sizes (in)	Max. Allowable Piping Length (ft)	Minimum Piping Lengths (ft)	Max. Allowable Elevation Difference(ft)
DXFU09E426-20	DXFM-1823-2Z	12*3	16*4, Stranded	10.0	1/4", 3/8"	82	12	33
DXFU12E426-21	DXFM-2723-3Z	12*3	16*4, Stranded	12.0	1/4", 1/2"	82	12	33
DXFU18E426-19	DXFM-3623-4Z	12*3	16*4, Stranded	15.0	1/4", 1/2"	98	12	66
DXFU24E426-21	DXFM-4823-5Z	12*3	16*4, Stranded	18.0	3/8", 5/8"	164	12	82

DXCC - 4-WAY CASSETTE

Indoor Model No.	Outdoor Model No.	Min. Power Supply Wire Size (AWG)	Min. Inter-Connecting Wire Size (AWG)	Breaker Size (A)	Piping Sizes (in)	Max. Allowable Piping Length (ft)	Minimum Piping Lengths (ft)	Max. Allowable Elevation Difference(ft)
DXCC09E426-20	DXFM-1823-2Z	12*3	16*4, Stranded	10.0	1/4", 3/8"	82	12	33
DXCC12E426-21	DXFM-2723-3Z	12*3	16*4, Stranded	12.0	1/4", 1/2"	82	12	33
DXCC18E426-20	DXFM-3623-4Z	12*3	16*4, Stranded	15.0	1/4", 1/2"	98	12	66
DXCC24E426-20	DXFM-4823-5Z	12*3	16*4, Stranded	18.0	3/8", 5/8"	164	12	82

DX1C - 1-WAY CASSETTE

Indoor Model No.	Outdoor Model No.	Supply Wire Size (AWG)	Inter-Connecting Wire Size (AWG)	Breaker Size (A)	Piping Sizes (in)	Max. Allowable Pipe Length (ft)	Minimum Pipe Lengths (ft)	Max. Difference in Level (ft)
DX1C09426-22	DXFM-1823-2Z	12*3	14*4 AWG	10.0	1/4", 3/8"	82	12	32.8
DX1C12426-22	DXFM-2723-3Z	12*3	14*4 AWG	10.0	1/4", 3/8"	82	12	32.8
DX1C18426-21	DXFM-3623-4Z	12*3	14*4 AWG	15.0	1/4", 1/2"	98	12	66

QUICK SPECS

DXFC - FLOOR-CEILING

Indoor Unit Model No.	Outdoor Unit Model No.	Factory Refrigerant Charge (ft)	Refrigerant Adjustment Factor (oz. per ft)	Drain Pipe Size(in)	SEER2	EER2	HSPF2-4
DXFC18E426-20	DXFM-3623-4Z	25	0.16	3/4"	21.5	12.5	10.50
DXFC24E426-20	DXFM-4823-5Z	25	0.32	3/4"	20.0	12.5	11.2

DXFU - FAN COIL

Indoor Unit Model No.	Outdoor Unit Model No.	Factory Refrigerant Charge (ft)	Refrigerant Adjustment Factor (oz. per ft)	Drain Pipe Size(in)	SEER2	EER2	HSPF2-4
DXFU09E426-20	DXFM-1823-2Z	25	0.16	3/4"	21	13.5	11.5
DXFU12E426-21	DXFM-2723-3Z	25	0.16	3/4"	21.5	12.5	11.5
DXFU18E426-19	DXFM-3623-4Z	25	0.16	3/4"	20.5	12.5	11
DXFU24E426-21	DXFM-4823-5Z	25	0.32	3/4"	21.5	12.6	11.2

DXCC - 4-WAY CASSETTE

Indoor Unit Model No.	Outdoor Unit Model No.	Factory Refrigerant Charge (ft)	Refrigerant Adjustment Factor (oz. per ft)	Drain Pipe Size(in)	SEER2	EER2	HSPF2-4
DXCC09E426-20	DXFM-1823-2Z	25	0.16	3/4"	20	13	10.5
DXCC12E426-21	DXFM-2723-3Z	25	0.16	3/4"	22	14	10.6
DXCC18E426-20	DXFM-3623-4Z	25	0.16	3/4"	20.5	12.5	11.00
DXCC24E426-20	DXFM-4823-5Z	25	0.32	1"	20.7	12.5	10.5

DX1C - 1-WAY CASSETTE

Indoor Unit Model No.	Outdoor Unit Model No.	Factory Refrigerant Pre-Charge (ft)	Additional Refrigerant Charge (oz. per ft)	Drain Pipe Size(in)	SEER2	EER2	HSPF2-4
DX1C09426-22	DXFM-1823-2Z	25	0.16	1"	22.9	13.9	10.5
DX1C12426-22	DXFM-2723-3Z	25	0.16	1"	24.6	12.7	9.5
DX1C18426-21	DXFM-3623-4Z	25	0.16	1"	23.9	11.7	9.5

GREEN TECHNOLOGY AND BEAUTIFUL DESIGN

