


M-SERIES HEPA



SPECIFICATIONS


- Available 99.97% and 99.99%
- High Capacity designs
- HVAC supply and exhaust application for protection of people, processes, equipment & the environment
- Maximum temperature - 180°F
- Available Options
 - Extraction Clips
 - Gel Seal
- Filters with efficiencies of 99.99% and higher are scan tested according to IEST-RP-CC034 latest revision
- Filters are constructed in accordance with IEST-RP-CC001 latest revision

ADVANTAGES

- The M-Series mini-pleat HEPA is designed for value versatility and performance
- Advanced aerodynamic pleating structure designed for bi-directional flow reduces pressure drop and lowers operating costs
- Reduced weight due to mini-pleat bead separators that eliminate the need for the traditional corrugated aluminum separators
- 100% relative humidity and lightweight design
- Recessed pack allows for easy handling, installation and reduced media damage
- Rugged galvanized steel for standard box frames and light weight extruded aluminum for gel seal option
- Filters are individually tested and labeled with efficiency, part number, tested CFM and a unique serial number to validate true HEPA efficiency performance

PRODUCTS DATA - HIGH CAPACITY

PART NUMBER		ACTUAL SIZE (H" x W" x D")	APPROX. WEIGHT (LBS.)
99.97% Gasket	99.99% Gasket		
41638HC	41859HC	24 x 24 x 11½	55
41901HC	41903HC	23 ¾ x 23 ¾ x 11½	55
41900HC	41770HC	24 x 12 x 11½	28
41902HC	41904HC	23 ¾ x 11 ¾ x 11½	28



M-SERIES HEPA

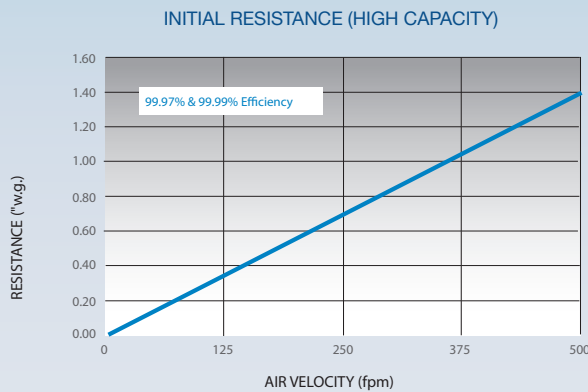


PERFORMANCE DATA (24 x 24 x 12)

CAPACITY	EFFICIENCIES	INITIAL RESISTANCE* ("w.g.)		FINAL RESISTANCE ("w.g.)
		250 fpm	500 fpm	
High	99.97%	-	1.26	3.0
	99.99%**	-	1.26	3.0

*Allowable Range of Initial Resistance $\pm 10\%$

**Scanned per IEST-RP-CC034



ENGINEERING SPECIFICATIONS

1.0 General

- 1.1 Filters shall be Aerostar® M-Series HEPA manufactured by Filtration Group or approved equivalent.
- 1.2 The size of the filter shall be H x W x D". Overall dimensions shall be correct to within ± 0.125 inch.
- 1.3 Filters shall be available in nominal depth of 12" only.
- 1.4 ISO 9001:2015 certified quality management system.

2.0 Materials of Construction

- 2.1 Filter media shall be microglass fiber type pleated and separated with thermoplastic resin beads. Formed dimpled media separators shall not be allowed.
- 2.2 The filter frame shall be manufactured in galvanized steel for gasket-seal or anodized extruded aluminum for gel-seal and the sides of the frame shall be joined together so that any contamination of the filter by metal shavings is prevented. Sharp edges where the edges are joined together will not be accepted.
- 2.3 The media pack shall be sealed on all sides and form a completely leak-proof seal with the frame. A 2-component polyurethane is used on the top and bottom panels to encapsulate each pleat edge.
- 2.4 Gasket seal filters shall be provided with a 1/4" thick closed cell urethane gasket. Gasket shall be continuous or the joints shall use a ball-and-socket joint and be filled with foam adhesive to assure a positive seal. Gel Seal versions have a 2-component urethane gel seal in a 5/8" sealed gel track.

3.0 Filter Performance

- 3.1 Each filter shall be individually tested and certified to have an efficiency of not less than:
 - 99.97% at 0.3 μ m, or
 - 99.99% at 0.3 μ m, or
- 3.2 Each filter rated at 99.99% efficiency and higher shall be individually scanned for leaks at the factory and certified in accordance with IEST-RP-CC034, latest revision. Factory repairs shall not exceed 1% of the filter face area and no individual repair may exceed 2 in² (13 cm²).
- 3.3 The clean filter static pressure drop shall be no greater than 1.39" w.g. for High Capacity HEPA's where the air flow is 2000 SCFM on a 24 x 24 x 11.5-inch full size filter. Air flow is determined as the face area x 500 feet per minute face speed for high capacity.
- 3.4 Filters shall be marked for use and capable of flowing in both directions
- 3.5 Filters shall have a recommended final resistance of 3.0" (HC).
- 3.6 Filters shall be rated to withstand a continuous operating temperature up to 180°F.

STANDARD PRODUCT CHARACTERISTICS

Media	Wet laid, microfiber glass paper
Pleat Separators	Hot melt bead separators
Frame	18 gauge galvanized steel or lightweight extruded aluminum
Max. Temperature	180°F
Max. Humidity	100% relative humidity
Flow Direction	Bi-directional flow
Height Tolerance	+0, -1/8"
Width Tolerance	+0, -1/8"
Depth Tolerance	+0, -1/8"
Final Resistance	Recommended 1.0"w.g. for 95% Standard Capacity, and 2.0"w.g. for higher eff. SC filters
	Recommended 2.0"w.g. for 95% High Capacity, and 3.0"w.g. for higher eff. HC filters
Mfg. Spec.	Filters manufactured in accordance with IEST-RP-CC001 latest revision

AVAILABLE PRODUCT OPTIONS

EFFICIENCIES	95%, 99.97%, 99.99%, 99.995%, and 99.999% Standard and High Capacity
DEPTHS	Available in 12" depths
SEALANT	Two part polyurethane standard
GASKETING	Closed cell polyurethane 1/4"x3/4" wide, Continuous or Ball-in-Socket joint, 1 face standard, 2 sides optional. Also available in gel seal option.
EXTRACTION/CLIPS	Available extraction clips with gel seal option

PRODUCT DIMENSIONAL DATA

Actual Size (H"xW"xD")	Approx. Weight (lbs.)
24 x 24 x 11-1/2	34 / 55
23-3/8 x 23-3/8 x 11-1/2	34 / 55

PERFORMANCE DATA (24x24x12 Box Filters)

Efficiency	Initial Resistance ("w.g.)		Final Resistance ("w.g.)	
	250 fpm	500 fpm		
95%	0.50 SC	1.00 HC	1.0 SC	2.0 HC
99.97%	0.82 SC	1.26 HC	2.0 SC	3.0 HC
99.99%	0.82 SC	1.26 HC	2.0 SC	3.0 HC

SPECIFICATION INFORMATION

Customer Information: _____

Item Number: _____

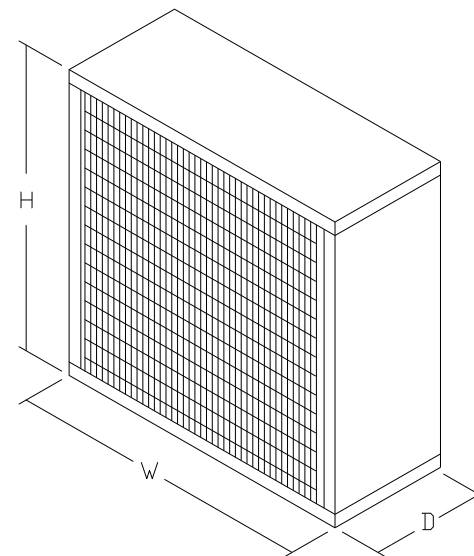
For Non-Standard Sizes, Please Consult the Factory.

_____ (H) X _____ (W) X _____ (D)

Please Specify Size as Nominal or Exact _____

SPECIFIED OPTIONS

Customer Initial and Date for Product Specification _____



AEROSTAR M-Series HEPA Filters

Rev	MCC	Date:	5/1/2019	Drawing Number:	Revision:
www.filtrationgroupIAQ.com				SD-HEPA-M	07